

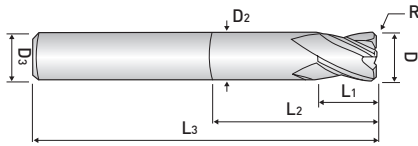
4 FLUTE, STUB CUT LENGTH, CORNER RADIUS with EXTENDED NECK

- Applied various corner "Radius" and effected length.
- Suitable for dry cutting & high speed cutting due to newly developed raw-material and new coating.

ZR704series




EDP. No.	D	R	L ₁	L ₂	L ₃	D ₂	D ₃	STOCK					
ZR704 010 01 03 S4	1	0.1	2	3	50	0.95	4	•					
ZR704 010 01 04 S4				4				•					
ZR704 010 01 06 S4				6				•					
ZR704 010 02 03 S4		0.2		3				•					
ZR704 010 02 04 S4				4				•					
ZR704 010 02 06 S4				6				•					
ZR704 010 03 03 S4		0.3		3				•					
ZR704 010 03 04 S4				4				•					
ZR704 010 03 06 S4				6				•					
ZR704 015 01 04 S4		1.5		0.1				2.5	4	50	1.45	4	•
ZR704 015 01 06 S4	6		•										
ZR704 015 02 04 S4	0.2		4	•									
ZR704 015 02 06 S4			6	•									
ZR704 015 03 04 S4	0.3		4	•									
ZR704 015 03 06 S4			6	•									
ZR704 020 01 06 S4	2	0.1	3	6	50	1.9	4	•					
ZR704 020 01 08 S4				8				•					
ZR704 020 02 06 S4		0.2		6				•					
ZR704 020 02 08 S4				8				•					
ZR704 020 03 06 S4		0.3		6				•					
ZR704 020 03 08 S4				8				•					
ZR704 020 05 06 S4		0.5		6				•					
ZR704 020 05 08 S4				8				•					
ZR704 020 02 08		2		0.2				3	8	50	1.9	6	•
ZR704 020 02 10									10				•
ZR704 020 02 12	12		•										
ZR704 025 01 06 S4	2.5	0.1	3.5	6	50	2.4	4	•					
ZR704 030 01 08	3	0.1	4	8	55	2.9	6	•					
ZR704 030 01 10				10				•					
ZR704 030 01 12				12				•					
ZR704 030 01 16				16				•					
ZR704 030 01 20				20				•					
ZR704 030 02 08				0.2				8	55	8	•		
ZR704 030 02 10		10			•								
ZR704 030 02 12		12			•								
ZR704 030 02 16		16			•								
ZR704 030 02 20		20		60	•								



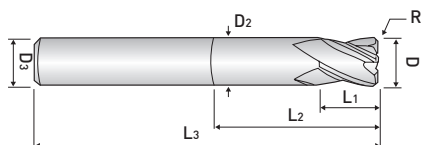
4 FLUTE, STUB CUT LENGTH, CORNER RADIUS with EXTENDED NECK

- Applied various corner "Radius" and effected length.
- Suitable for dry cutting & high speed cutting due to newly developed raw-material and new coating.

ZR704series



EDP. No.	D	R	L ₁	L ₂	L ₃	D ₂	D ₃	STOCK								
ZR704 030 03 08	3	0.3	4	8	55	2.9	6	•								
ZR704 030 03 09				9				•								
ZR704 030 03 10				10				•								
ZR704 030 03 12				12				•								
ZR704 030 03 16				16				•								
ZR704 030 03 20				20				60	•							
ZR704 030 05 08		0.5		8	4			8	55	2.9	6	•				
ZR704 030 05 09				9				9				•				
ZR704 030 05 10				10				10				•				
ZR704 030 05 12				12				12				•				
ZR704 030 05 16				16				16				•				
ZR704 030 05 20				20				60				•				
ZR704 030 10 08	1.0	8	6	8	55	3.8	6	•								
ZR704 030 10 10		10		10				•								
ZR704 030 10 12		12		12				•								
ZR704 030 10 16		16		16				•								
ZR704 030 10 20		20		60				•								
ZR704 040 01 10		4		0.1				6	10			55	3.8	6	•	
ZR704 040 01 12	12				12				•							
ZR704 040 01 16	16				16				•							
ZR704 040 01 20	20				60				•							
ZR704 040 01 25	25				60				•							
ZR704 040 02 10	0.2				10				6	10	55				3.8	6
ZR704 040 02 12				12	12					•						
ZR704 040 02 16			16	16	•											
ZR704 040 02 20			20	60	•											
ZR704 040 02 25			25	60	•											
ZR704 040 03 10			0.3	10	6	10	55			3.8		6				
ZR704 040 03 12	12			12		•										
ZR704 040 03 16	16			16		•										
ZR704 040 03 20	20			60		•										
ZR704 040 03 25	25			60		•										
ZR704 040 05 10	0.5			10		6			10		55					
ZR704 040 05 12			12	12	•											
ZR704 040 05 16			16	16	•											
ZR704 040 05 20			20	60	•											
ZR704 040 05 25			25	60	•											



4 FLUTE, STUB CUT LENGTH, CORNER RADIUS with EXTENDED NECK

- Applied various corner "Radius" and effected length.
- Suitable for dry cutting & high speed cutting due to newly developed raw-material and new coating.

ZR704series



EDP. No.	D	R	L ₁	L ₂	L ₃	D ₂	D ₃	STOCK
ZR704 040 10 10	4	1.0	6	10	55	3.8	6	•
ZR704 040 10 12				12				•
ZR704 040 10 16				16				•
ZR704 040 10 20				20	•			
ZR704 040 10 25				25	60			•
ZR704 060 02 20	6	0.2	9	20	60	5.8	6	•
ZR704 060 03 20		0.3						•
ZR704 060 05 20		0.5						•
ZR704 060 10 20		1.0						•
ZR704 060 15 20		1.5						•
ZR704 060 20 20		2.0						•
ZR704 080 02 25	8	0.2	12	25	60	7.8	8	•
ZR704 080 03 25		0.3						•
ZR704 080 05 25		0.5						•
ZR704 080 10 25		1.0						•
ZR704 080 15 25		1.5						•
ZR704 080 20 25		2.0						•
ZR704 100 02 32	10	0.2	15	32	70	9.7	10	•
ZR704 100 03 32		0.3						•
ZR704 100 05 32		0.5						•
ZR704 100 10 32		1.0						•
ZR704 100 15 32		1.5						•
ZR704 100 20 32		2.0						•
ZR704 120 03 38	12	0.3	18	38	80	11.7	12	•
ZR704 120 05 38		0.5						•
ZR704 120 10 38		1.0						•
ZR704 120 15 38		1.5						•
ZR704 120 20 38		2.0						•

■ Tolerance

Mill Dia. (mm)		Shank Dia.
Diameter	Tolerance	
up to 6	0 ~ -0,012	h6
over 6	0 ~ -0,015	

※Items can be changed for quality improvement without notice.