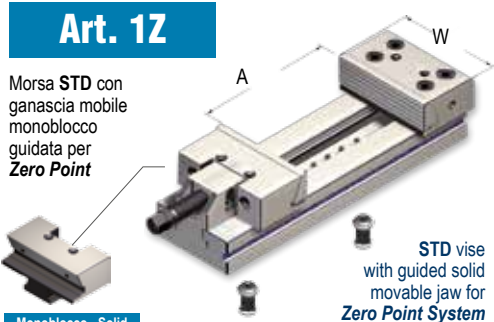


Tipo (grandezza) morsa / Vise type (size)	kN	1		2		3		4	
		16 kN	25 kN	30 kN	30 kN	30 kN	30 kN	30 kN	30 kN
Apertura massima / Maximum spread	A	100	150	200	300	200	300	400	500
	W	100	125	150				175	
	B	30	40	50				60	
	C	35	40	50				58	
	D	270	345	420	520	455	555	655	755
	G	75	95	125				145	
	kg	7.3	13.2	26.2	29.7	37.9	43	48.1	53.2
	Cod.	1.1Z.10000	1.1Z.20000	1.1Z.32000	1.1Z.33000	1.1Z.42000	1.1Z.43000	1.1Z.44000	1.1Z.45000


AMPLIA LE TUE APPLICAZIONI TRAMITE GLI ACCESSORI MODULARI !

Art. 313	Cod.	4.31.31000	4.31.32000	4.31.33000	4.31.34000
Piastre magnetiche parallele piane Magnetic parallel plates	H	23	33	43	53

Art. 212	Cod.	1.21.21000	1.21.22000	1.21.23000	1.21.24000
Ganascia mobile intermedia (da usare con Art. 313) Intermediate movable jaw (to be used with Art. 313)	H				

Art. 217	Cod.	2.21.71000	2.21.72000	2.21.73000	2.21.74000
Ganascia mobile prismatica Prismatic movable jaw					

Art. 242G	Cod.	1.24.2G100	1.24.2G200	1.24.2G300	1.24.2G400
Piastra ganascia con inserti GRIP Jaw plate with GRIP inserts					

Art. 271	Cod.	2.27.11000	2.27.12000	2.27.13000	2.27.14000
Supporto di serraggio con cilindro idraulico Clamping support with hydraulic cylinder					


Art. 271	Cod.	4.39.11000	4.39.12000	4.39.13000	4.39.14000
Art. 271					

Art. 391	Cod.	4.39.21000	4.39.22000	4.39.23000	4.39.24000
Art. 391 CNC / CNC					
Art. 392					
Art. 392 Pneumatico / Air control					

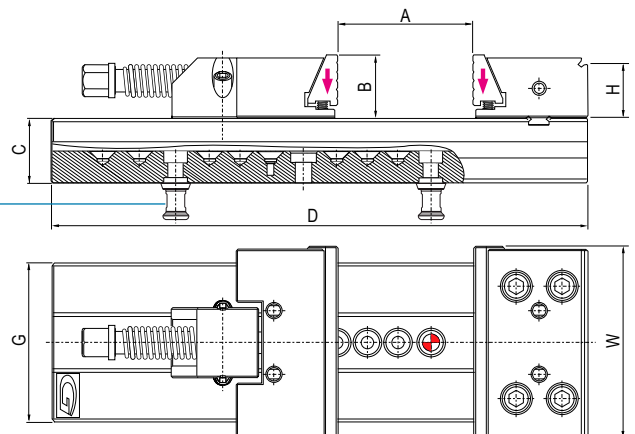
 Servocomandi oleopneumatici (completi di 1 cilindro e supporto) per serraggi multipli **contemporanei** o **indipendenti**, da 2 a 6 morse. Vedi da pag. 4.36 a 4.47

Dotazione standard:

- 1 arresto laterale Art. 370
- 2 tiranti Art. 10A
- 1 chiave a pipa Art. 375
- 1 chiave a "T" Art. 376


Standard equipment:

- 1 workstop Art. 370
- 2 pullstuds Art. 10A
- 1 box wrench Art. 375
- 1 T-wrench Art. 376


 Vedi gruppo 4 per gamma completa accessori
 See group 4 for complete range of accessories