

Ricambi per ganasce STANDARD / Spares for STANDARD jaws

Tipo (grandezza) morsa / Vise (type) size

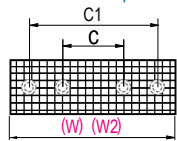
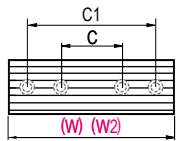
1 2 3 4 5 6

PIASTRE TEMPRATE RIGATE O QUADRETTATE

HARDENED GROOVED OR SERRATED JAW PLATES

Standard

A richiesta / On request



Art. 230 (W)

Art. 230S (W)

Per ganasca fissa e mobile - Art. 120, 126, 127 - Larghezza normale (W)
For fixed and movable jaw - Art. 120, 126, 127 - Normal width (W)

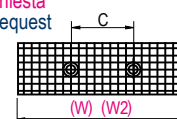
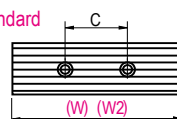
Art. 231

Art. 231S

Per ganasca fissa e mobile - Art. 121, 128, 129 - Larghezza ridotta (W2)
For fixed and movable jaw - Art. 121, 128, 129 - Narrow width (W2)

Standard

A richiesta / On request



Art. 248 (W)

Art. 248S (W)

Per ganasca fissa doppia Art. 123 - Larghezza normale (W)
For double fixed jaw Art. 123 - Normal width (W)

Art. 249 (W2)

Art. 249S (W2)

Per ganasca fissa doppia Art. 124 - Larghezza ridotta (W2)
For double fixed jaw Art. 124 - Narrow width (W2)

PIASTRE LISCE TEMPRATE

Fornibili a richiesta su ganasce e morse senza variazione di prezzo

HARDENED SMOOTH JAW PLATES

Available on request for complete jaws and vises without price change

Art. 232 (W)

Per ganasca fissa e mobile - Art. 120, 127, 129 - Larghezza normale (W)
For fixed and movable jaw - Art. 120, 127, 129 - Normal width (W)

Art. 233 (W2)

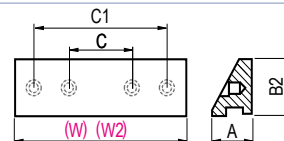
Per ganasca fissa e mobile - Art. 121, 128, 129 - Larghezza ridotta (W2)
For fixed and movable jaw - Art. 121, 128, 129 - Narrow width (W2)

Art. 250 (W)

Per ganasca fissa doppia Art. 123 - Larghezza normale (W)
For double fixed jaw Art. 123 - Normal width (W)

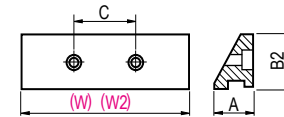
Art. 251 (W2)

Per ganasca fissa doppia Art. 124 - Larghezza ridotta (W2)
For double fixed jaw Art. 124 - Narrow width (W2)



Cod. Art. 232	1.65.10100	1.65.20100	1.65.30100	1.65.40100	1.65.50100	1.65.60100
---------------	------------	------------	------------	------------	------------	------------

Cod. Art. 233	1.65.11100	1.65.21100	1.65.31100	1.65.41100	1.65.51100	1.65.61100
---------------	------------	------------	------------	------------	------------	------------



Cod. Art. 250	1.65.14100	1.65.24100	1.65.34100	1.65.44100	1.65.54100	1.65.64100
---------------	------------	------------	------------	------------	------------	------------

Cod. Art. 251	1.65.15100	1.65.25100	1.65.35100	1.65.45100	1.65.55100	1.65.65100
---------------	------------	------------	------------	------------	------------	------------

PIASTRE IN ACCIAIO LAVORABILE (DOLCE)

Fornibili a richiesta su ganasce e morse senza variazione di prezzo

MACHINEABLE STEEL JAW PLATES (SOFT)

Available on request for complete jaws and vises without price change

Art. 234 (W)

Per ganasca fissa e mobile - Art. 120, 127, 129 - Larghezza normale (W)
For fixed and movable jaw - Art. 120, 127, 129 - Normal width (W)

Art. 235 (W2)

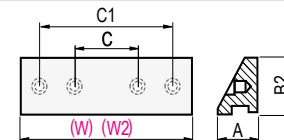
Per ganasca fissa e mobile - Art. 121, 128, 129 - Larghezza ridotta (W2)
For fixed and movable jaw - Art. 121, 128, 129 - Narrow width (W2)

Art. 252 (W)

Per ganasca fissa doppia Art. 123 - Larghezza normale (W)
For double fixed jaw Art. 123 - Normal width (W)

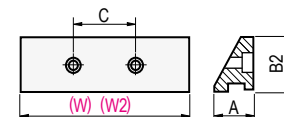
Art. 253 (W2)

Per ganasca fissa doppia Art. 124 - Larghezza ridotta (W2)
For double fixed jaw Art. 124 - Super narrow width (W2)



Cod. Art. 234	1.65.10200	1.65.20200	1.65.30200	1.65.40200	1.65.50200	1.65.60200
---------------	------------	------------	------------	------------	------------	------------

Cod. Art. 235	1.65.11200	1.65.21200	1.65.31200	1.65.41200	1.65.51200	1.65.61200
---------------	------------	------------	------------	------------	------------	------------



Cod. Art. 252	1.65.14200	1.65.24200	1.65.34200	1.65.44200	1.65.54200	1.65.64200
---------------	------------	------------	------------	------------	------------	------------

Cod. Art. 253	1.65.15200	1.65.25200	1.65.35200	1.65.45200	1.65.55200	1.65.65200
---------------	------------	------------	------------	------------	------------	------------

Per qualsiasi piastra ganasca speciale, raddoppiare il prezzo / For special tailor made jaw plate double the price

W	100	125	150	175	200	300
W2	74	94	124	144	169	194
A	14	20	24	24	29	35
B2	24,5	32	39	43	53	63
C	20	32	50	50	76	90
C1	62	80	90	116	138	184

Cod. Art. 230	1.65.10000	1.65.20000	1.65.30000	1.65.40000	1.65.50000	1.65.60000
Cod. Art. 230S	4.23.0S100	4.23.0S200	4.23.0S300	4.23.0S400	4.23.0S500	4.23.0S600

Cod. Art. 231	1.65.11000	1.65.21000	1.65.31000	1.65.41000	1.65.51000	1.65.61000
Cod. Art. 231S	4.23.1S100	4.23.1S200	4.23.1S300	4.23.1S400	4.23.1S500	4.23.1S600

ATTENZIONE - ATTENTION:

IN FASE D'ORDINE VERIFICARE QUOTE C - C1 - CHECK DIMENSIONS C - C1 IN CASE OF ORDER

Cod. Art. 248	1.65.14000	1.65.24000	1.65.34000	1.65.44000	1.65.54000	1.65.64000
Cod. Art. 248S	4.24.8S100	4.24.8S200	4.24.8S300	4.24.8S400	4.24.8S500	4.24.8S600

Cod. Art. 249	1.65.15000	1.65.25000	1.65.35000	1.65.45000	1.65.55000	1.65.65000
Cod. Art. 249S	4.24.9S100	4.24.9S200	4.24.9S300	4.24.9S400	4.24.9S500	4.24.9S600