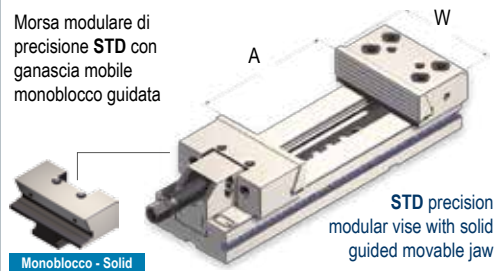


Tipo (grandezza) morsa / Vise type (size)	kN	1 16 kN	2 25 kN	3 30 kN		4 30 kN			
Apertura massima / Maximum spread	A	100	150	200	300	200	300	400	500
	W	100	125	150		175			
	B	30	40	50		60			
	C	35	40	50		58			
	D	270	345	420	520	455	555	655	755
	G	75	95	125		145			
	kg	6.8	12.9	25.5	29	37	42	47	52
	Cod.	3.01.00000	3.02.10000	3.03.20000	3.03.30000	3.04.20000	3.04.30000	3.04.40000	3.04.50000

Art. 1

Morsa modulare di precisione STD con ganaschia mobile monoblocco guidata

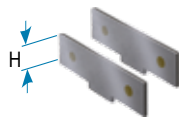


Monoblocco - Solid

AMPLIA LE TUE APPLICAZIONI TRAMITE GLI ACCESSORI MODULARI !

Art. 313

Piastre magnetiche parallele piane
Magnetic parallel plates



Cod.	4.31.31000	4.31.32000	4.31.33000	4.31.34000
H	23	33	43	53

Art. 212

Ganaschia mobile intermedia
(da usare con Art. 313)
Intermediate movable jaw (to be used with Art. 313)



Cod.	1.21.21000	1.21.22000	1.21.23000	1.21.24000
------	------------	------------	------------	------------

Art. 217

Ganaschia mobile prismatica
Prismatic movable jaw



Cod.	2.21.71000	2.21.72000	2.21.73000	2.21.74000
------	------------	------------	------------	------------

Art. 242G

NEW!

Piastra ganaschia con inserti GRIP
Jaw plate with GRIP inserts



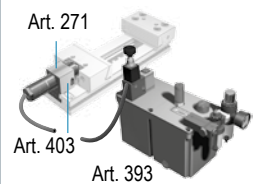
Cod.	1.24.2G100	1.24.2G200	1.24.2G300	1.24.2G400
------	------------	------------	------------	------------

Art. 271

Supporto di serraggio con cilindro idraulico
Clamping support with hydraulic cylinder



Cod.	2.27.11000	2.27.12000	2.27.13000	2.27.14000
------	------------	------------	------------	------------



Art. 391

CNC / CNC

Cod.	4.39.11000	4.39.12000	4.39.13000	4.39.14000
------	------------	------------	------------	------------

Art. 392


Pneumatico / Air control

Cod.	4.39.21000	4.39.22000	4.39.23000	4.39.24000
------	------------	------------	------------	------------

Servocomandi oleopneumatici (completi di 1 cilindro e supporto) per serraggi multipli **contemporanei** o **indipendenti**, da 2 a 6 morse. Vedi da pag. 4.36 a 4.47

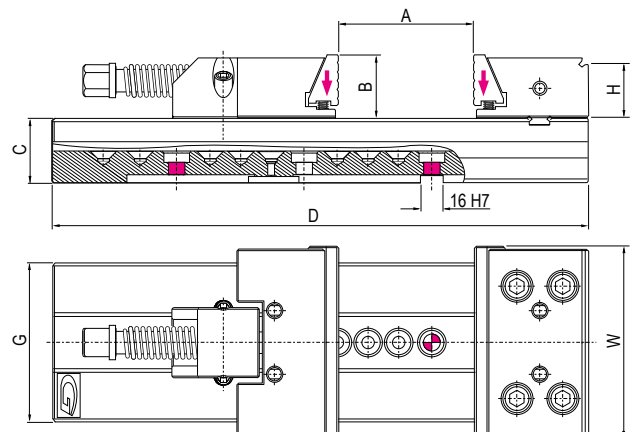
Dotazione standard:

- 1 arresto laterale Art. 370
- 1 coppia di tasselli di posizionamento Art. 297
(Standard per cava da 16 mm; altre dimensioni a richiesta senza variazione di prezzo)
- 1 chiave a pipa Art. 375 ■ 1 chiave a "T" Art. 376



Standard equipment:

- 1 workstop Art. 370
- 1 pair of positioning key-nuts Art. 297
(Standard for 16 mm slot. Other dimensions available on request without price change)
- 1 box wrench Art. 375 ■ 1 T-wrench Art. 376



Vedi gruppo 4 per gamma completa accessori
See group 4 for complete range of accessories